

CURRICULUM VITAE

MATTIA CRAVINO

Medical Doctor

Pediatric Orthopedic and Traumatology



PERSONAL DATA

Name	Mattia Cravino
Adress	
Phone number	
Fax	
E-mail adress	
Nazionalità	Italiana
Date of Birth	12.08.1982

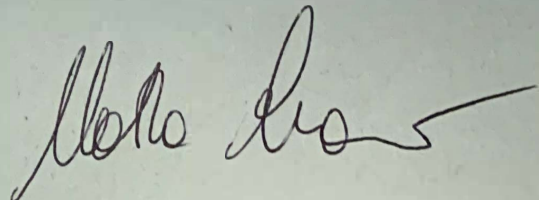
JOB POSITION

01-07-2013 al 15-11-2013	Ospedale Civile di Acqui Terme , Via Fatebenefratelli 1, 15011, Acqui Terme, Italia <i>Struttura Operativa Complessa di Ortopedia e Traumatologia</i> Medical Doctor
16-11-2013 al 15/01/2017	Azienda Ospedallera "SS. Antonio e Biagio e Cesare Arrigo" , via Venezia, 15100, Alessandria, Italia <i>Struttura Operativa Complessa di Ortopedia e Traumatologia Pediatrica</i> Medical Doctor
16/01/2017 since today	Azienda Ospedallera "Città della Salute e della Scienza di Torino" , Corso Bramante 88, 10126, Torino, Italia <i>Struttura Operativa Semplice Dipartimentale di Ortopedia e Traumatologia Pediatrica</i> Medico Chirurgo

PERSONAL QUALIFICATION

University of Turin, 26/07/2007	Graduation (110laude/110) Medicine and Surgery
------------------------------------	--

University of Turin, April 2013	End of Orthopedics and Traumatology training
------------------------------------	--



University of Turin

18/02/2008

Medical Register

Istituto Ortopedico Rizzoli, Bologna

November/December 2010

Visiting resident, Pediatric Department, Istituto Ortopedico Rizzoli, Bologna, tutor Prof. O. Donzelli.

Istituto Ortopedico Rizzoli, Bologna

September/December 2011

Visiting resident, Pediatric Department, Istituto Ortopedico Rizzoli, Bologna, tutor Prof. O. Donzelli.

NYU, Hospital for Joint Disease, New York

April/July 2012

Visiting fellow, NYU, Hospital for Joint Disease, New York, tutor Dr. Feldman MD.

Istituto Ortopedico Rizzoli, Bologna

November 2012/February 2013

Visiting resident, Pediatric Department, Istituto Ortopedico Rizzoli, Bologna, tutor Prof. O. Donzelli.

Ponseti Treatment Center, Iowa city, Iowa

April 2018

Visiting fellow at Ponseti Treatment Center Iowa City (Iowa)
Tutor: Prof Jose Morquende

LANGUAGES

PRIMARY LANGUAGE

Italian

OTHER LANGUAGE


English (Reading comprehension: good, Writing comprehension: good, Speaking: good)

ABOUT MYSELF

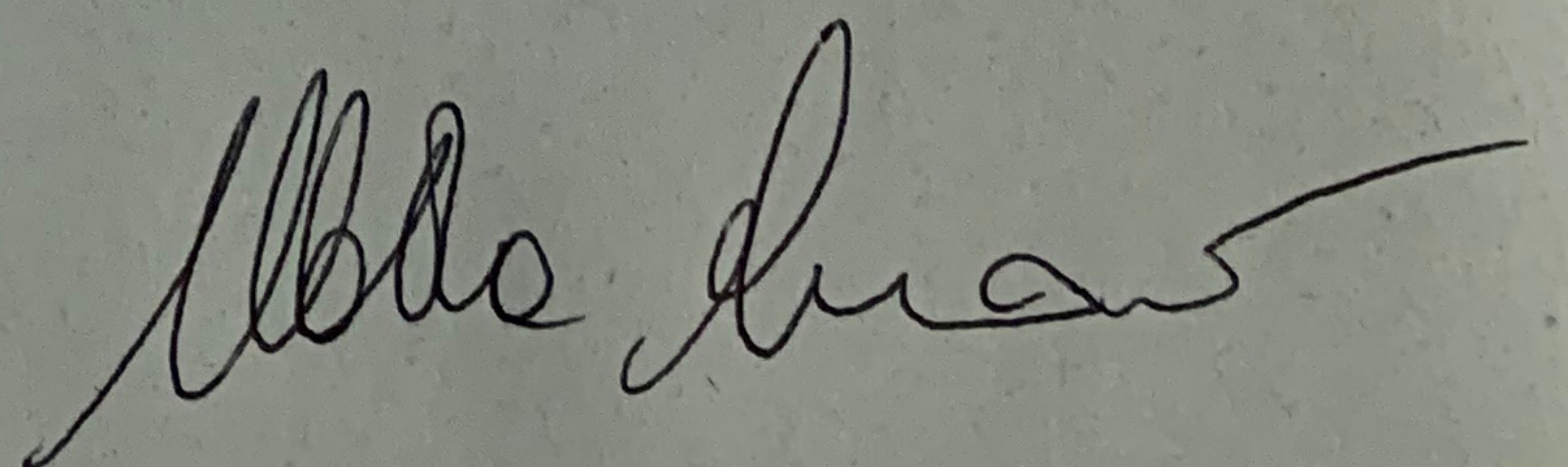
- Hard working, eager to learn new skills and meet new colleagues. Highly self-motivated and a good team worker enthusiastic to visit doctors expert in the treatment of pediatric orthopedic pathologies. I'm interested in several sports including skiing and hiking.
- **Member of:**
 - Italian Orthopedic Society (SIOT).
 - Italian Pediatric Orthopedic Society (SITOP)
 - European Pediatric Orthopedic Society (EPOS)

WRITTEN PUBLICATIONS

1. Distacchi epifisari distali di femore: Andreacchio A, Alberghina F, Cravino M, Canavese F. GIOT 2019; 45 (Suppl. 1) S1-S5
2. Extra-articular proximal femur fractures in children and adolescents treated by elastic stable intramedullary nailing. Alberghina F, Andreacchio A, Cravino M, Paonessa M, Canavese F. Int Orthop. 2019 Jul 27. doi: 10.1007/s00264-019-04379-x.
3. Response to 'Tobramycin-impregnated calcium sulfate pellets for the treatment of chronic osteomyelitis in children and adolescents: is the rationale of antibiotics use appropriate?' by Rajnish et al. Andreacchio A, Alberghina F, Paonessa M, Cravino M, De Rosa V, Canavese F. J Pediatr Orthop B. 2019 Jul;28(4):416-417. doi: 10.1097/BPB.0000000000000640.

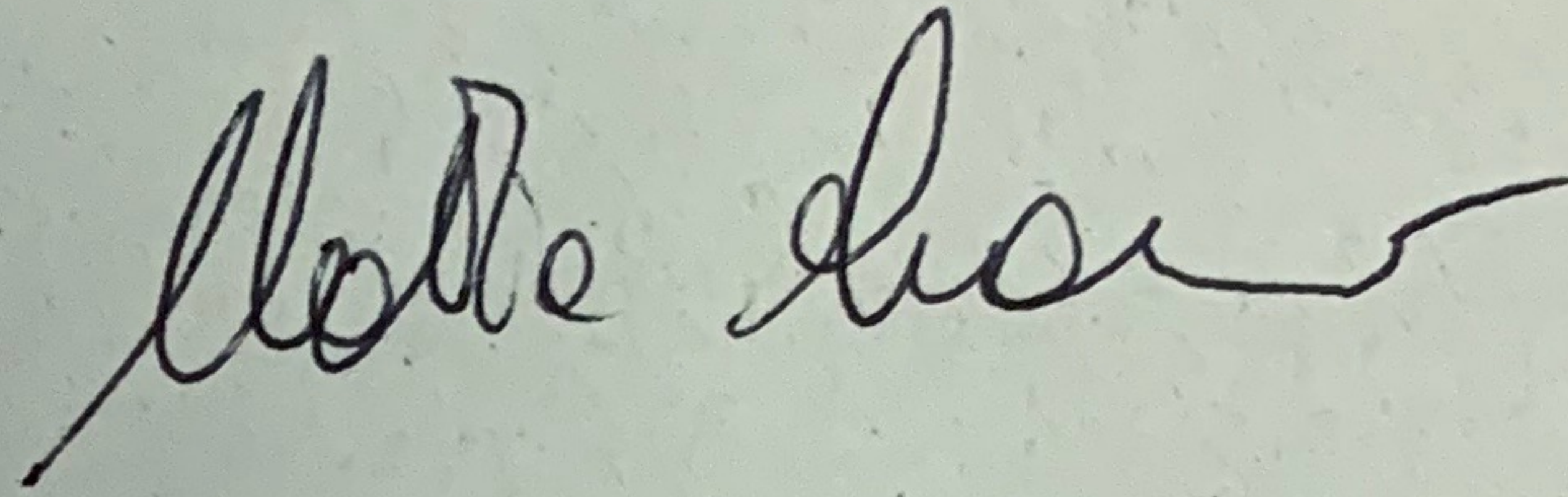


4. Practices concerning management of Gartland type III supracondylar humeral fractures among Italian pediatric orthopedic surgeons. Marengo L, Cravino M, Origo C. *J Pediatr Orthop B*. 2019 May;28(3):267-270. doi: 10.1097/BPB.0000000000000615.
5. Tobramycin-impregnated calcium sulfate pellets for the treatment of chronic osteomyelitis in children and adolescents. Andreacchio A, Alberghina F, Paonessa M, **Cravino M**, De Rosa V, Canavese F. *J Pediatr Orthop* July 2019 – Vol 28 – Issue 4 – p416-417 doi: 10.1097/BPB.0000000000000640
6. L'osteosintesi nelle fratture del terzo prossimale del femore in età evolutiva. Mazzi M, **Cravino M**, Magnan B, Origo C. *GIOT* 2, 2017 176-182. 2.
7. Congenital pseudoarthrosis of the clavicle: the "Rizzoli Orthopedic Institute" experience. A report on 27 cases. Di Gennaro G.L, **Cravino M**, Martinelli A, Berardi E, Rao A, Stilli S, Trisolino G. *J Shoulder Elbow Surg*. 2017 Mar;26(3):e65-e70.
8. *Outcome of conservative versus surgical treatment of humeral shaft fracture in children and adolescents: comparison between non-operative treatment (Desault's bandage), external fixation and elastic stable intramedullary nailing.* Marengo L, Canavese F, **Cravino M**, De Rosa V, Rousset M, Samba A, Mansour M, Andreacchio A. On Press JPO.
9. Una rete traumatologica dell'infanzia: una rete per crescere. Origo C, **Cravino M**, Bertini F.A. *GIOT* 2016; 42 (Suppl. 1): S4-S8
10. *Outcome of displaced fractures of the distal metaphyseal-diaphyseal junction of the humerus in children treated with elastic stable intramedullary nails.* Marengo L, Canavese F, **Cravino M**, De Rosa V, Rousset M, Samba A, Mansour M, Andreacchio A. *JPO* 2015 Sep;35(6):611-6.
11. *Analisi comparata dei costi nel trattamento del ginocchio valgo idiopatico: 8plate vs. cambre di Blount.* A. Martinelli, L. Marchesini Reggiani, **M. Cravino**, O. Donzelli. *GIOT* Agosto 2013;39:164-169
12. *Outcome of displaced distal tibia metaphysis fractures in children treated by elastic stable intramedullary nails.* **M. Cravino MD**, F. Canavese MD, A. Samba MD, V. De Rosa MD, L. Marengo MD, A. Andreacchio MD. *Eur J Orthop Surg Traumatol*. 2014 Dec;24(8):1603-8.
13. *A Radiographic Study of Ulna Anatomy in Pediatric Patients.* **M. Cravino MD**, J. K. Oni MD, D. A. Sala MS PT, A. Chu MD. *J Pediatr Orthop*. 2014 Jul-Aug;34(5):537-41.
14. *Esiti a distanza del trattamento con microfratture delle osteocondrosi dissecanti di ginocchio in età pediatrica.* **M. Cravino**, L. Marchesini Reggiani, S. Stilli, O. Donzelli. *GIOT* aprile 2013; 39:1-39.
15. *Peroneal tendoscopy.* A. Marmotti, **M. Cravino**, M. Germano, R. Del Din, R. Rossi, A. Tron, A. Tellini, F. Castoldi. *Curr Rev Musculoskelet Med*. 2012 Jun;5(2):135-44.
16. *Comportamento di colture monolayer di condrociti e sinoviociti articolari all'esposizione con Gadolinio.* **M. Cravino**, A. Marmotti, F. Castoldi, R. Rossi, F. Giacalone. *Minerva Ortopedica e Traumatologica* 2008 Aprile;59(2):99-107.
17. *Studio in vitro della migrazione di condrociti da espanti cartilaginei in scaffold ibrido.* F. Giacalone, A. Marmotti, **M. Cravino**, G. Tarone, R. Rossi, F. Castoldi. *Minerva Ortopedica e Traumatologica* 2008 Aprile;59(2):87-98
18. Origo C, **Cravino M**, Buggea A. *Applicazioni della fissazione esterna in traumatologia in età evolutiva.* CIC Edizioni Internazionali-Roma 2016. Pag 169-182.
19. Castoldi F, Blonna D, **Cravino M**, Assom M. *Shoulder Instability.* In *Orthopaedic Sports Medicine*. Ed. Margheritini F, Rossi R. Springer. 2010. Pag 185
20. Marmotti; M. Germano; A. Tellini; **M. Cravino**; A. Tron; Rossi R; Del Din R; F. Castoldi. *Treatment of paediatric flexible flatfoot with calcaneo-stop. Clinical and radiographic findings at a minimum of five-years of follow up.* *J Orthopaed Traumatol* (2011) 12 (Suppl 1):S125–S164
21. Marmotti, M. Germano, Del Din R, A. Tellini, **M. Cravino**, A. Tron, Rossi R. *Peroneal vincula and tendoscopy: could a proprioceptive role for vincula be hypothesized? A cadaveric and histological study.* *J Orthopaed Traumatol* (2011) 12 (Suppl 1):S23–S88



Chapters in Textbooks:

1. Origo C, Cravino M, Buggea A. Applicazioni della fissazione esterna in traumatologia in età evolutiva. CIC Edizioni Internazionali-Roma 2016. Pag 169-182.
2. Castoldi F, Blonna D, Cravino M, Assom M. Shoulder Instability. In Orthopaedic Sports Medicine. Ed. Margheritini F, Rossi R. Springer. 2010. Pag 185

A handwritten signature in black ink, appearing to read "Mattia Cravino". The signature is fluid and cursive, with a long horizontal stroke at the end.